



2024

Nelux Architectural Lighting Products
Whatsapp: +852 5349 0724
sales@nelux.com.hk
www.nelux.com.hk

Head office: China, HK, Wanchai,
Central Plaza, 18 Harbour road, 32/F, Office 3208
Workhouse: China, HK, Tuen Mun, Sun Hing Industrial Building, 22 Kin Fat Street, 11th Floor

Tel:+852 28600042
Fax:+852 28600066
WeChat: neluxury

NELUX ARCHITECTURAL LIGHTING - OFFICE LIGHTING | LINEAR LIGHT PROFILES 2024



OFFICE LIGHTING

Linear Light Profiles

ARCHITECTURAL & COMMERCIAL LIGHTING

**Do you need Bespoke
Lighting? / ¿Necesita
productos a medida?**

**NELUX CUSTOMISING NELUX
PRODUCTOS A MEDIDA**



MODERN DESIGN REDECORATE YOUR SPACE

WHY Linear Light Profiles ?

Over the past decade, designers have been drawn to the use of lighting in their interior spaces. Linear Light Profiles has found its way into these designs with its combination of both form and function and its ability to enhance any interior office or private space.

Using top of the line components, there's no going wrong with this choice.

Our LED Linear Light Profiles, satisfy all your lighting projects

SMART

MODERN

FORM

+

LONG

LIFESPAN

+

LIGHTING

SOLUTIONS

ABOUT US

14 years ago a group of us bonded together with the bright idea to bring unique design and top quality led lighting system to market. All for architectural and commercial lighting products reflect the core of modularity, convenience and affordability.

Nelux a tech-style luminaire firm that focuses on innovation. These innovation based on our deep cooperation with lighting designers, we know what you need, we know how to bring a better lighting in your space.

Working with us comes with some awesome perks

INNOVATIVE TECHNOLOGY:

With years deep communication with designers, We continuously strive to bring the latest lighting components and technological innovations to LED lighting products

COMPREHENSIVE DATASHEET SUPPORT:

In Nelux, we always think about how to help our customers finish their work, see what we can do for you, Lighting design, IES Files, High resolution photos, You just sent us DWG file, we will work for you with a experience team

CUSTOMIZATION:

With a wide variety of marketing content from catalogue choose, if customers still need a special or unique design for lighting, our global sales team will work with you to user in a customization lighting solution for your customers.



CONTENTS

About NELUX


LINEAR LIGHT PROFILES

OFFICE LIGHTING | LINEAR LIGHT PROFILES

nelux

PRODUCING YOUR DREAMS

.....
NELUX ALREADY FINISHED
MORE THAN 700 PROJECTS
WELCOME TO CONTACT US
FOR LIGHTING DESIGNS



NELUX

INNOVATIVE TECHNOLOGY FOR ARCHITECTURAL LIGHTING




OFFICE LIGHTS series

Simple fashionable design,
comfortable lighting experience
Combine optics with practicality to create your
own lighting solution.

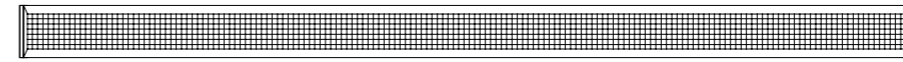
A variety of panel

The length of the lamp can be connected seamlessly, zero dark area design,
so that the light is infinite extension, the longest stretch of the suspended wire up to 2000mm,
suitable for large space lighting.

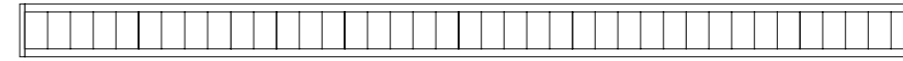
PRODUCT INTRODUCTION



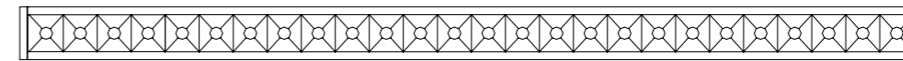
OPAL




MICROPRISMA



SHUTTER

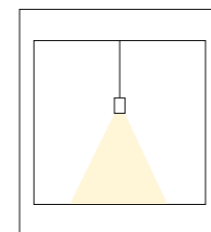


HEXA-CELL

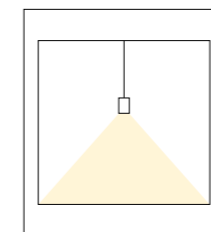


HONEYCOMB

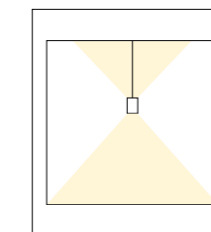
LIGHTING TOOL



PA Have beam angle



PB Under The Light

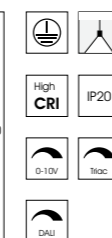
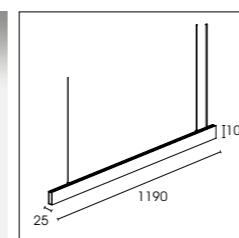


PD Up And Down Light



- Simple fashionable design,
- comfortable lighting experience
- Combine optics with practicality to create
- your own lighting solution.

PA2500NS-A12



Light Source:
SMD

Luminous flux:
2100 lm

CRI:
Ra>80

CCT:
3000K/4000K/6000K

Material:
Aluminum

Power:
30W

Output voltage:
/

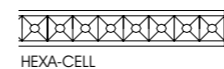
Output current:
/

OPTIC:
12°/24°/45°

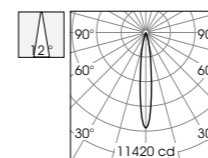
Mains voltage:
220-240V 50/60Hz

Description:
Droplight

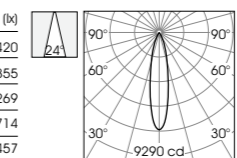
Mounting:
Suspended



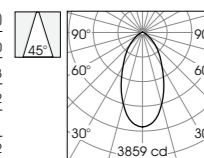
HEXA-CELL



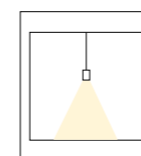
h (m)	D(m)	Em (lx)
1	0.2	11420
2	0.4	2855
3	0.6	1269
4	0.8	714
5	1.1	457



h (m)	D(m)	Em (lx)
1	0.4	9290
2	0.9	2323
3	1.3	1032
4	1.7	581
5	2.1	372

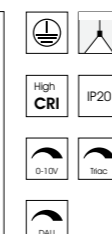
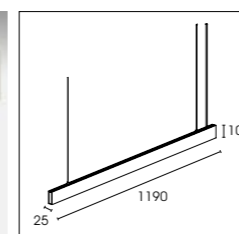


h (m)	D(m)	Em (lx)
1	0.8	3859
2	1.7	965
3	2.5	429
4	3.3	241
5	4.1	154



Have beam angle

PB2500NS-B12



Light Source:
SMD

Luminous flux:
2100 lm

CRI:
Ra>80

CCT:
3000K/4000K/6000K

Material:
Aluminum

Power:
30W

Output voltage:
/

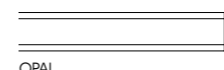
Output current:
/

OPTIC:
110°

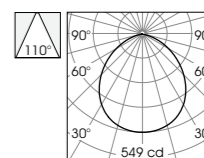
Mains voltage:
220-240V 50/60Hz

Description:
Droplight

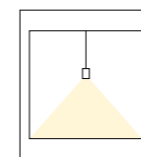
Mounting:
Suspended



OPAL



h (m)	D(m)	Em (lx)
1	2.9	549
2	5.77	137
3	8.6	61
4	11.4	34
5	14.3	22



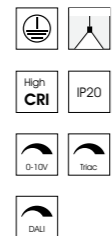
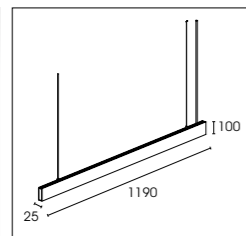
Under The Light

COLORS



WH BK

PB2500NS-C12



Light Source:
SMD

Luminous flux:
2100 lm

CRI:
Ra>80

CCT:
3000K/4000K/6000K

Material:
Aluminum

Power:
30W

Output voltage:
/

Output current:
/

OPTIC:
90°

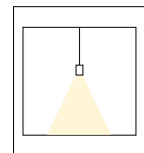
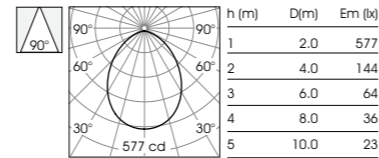
Mains voltage:
220-240V 50/60Hz

Description:
Droplight

Mounting:
Suspended

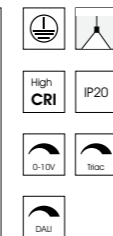
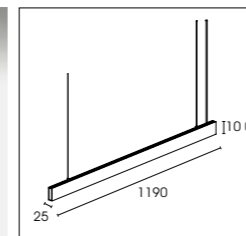


MCROPRISMA



Have beam angle

PD2500NS-A12



Light Source:
SMD

Luminous flux:
2100 lm

CRI:
Ra>80

CCT:
3000K/4000K/6000K

Material:
Aluminum

Power:
Up:15W
Down:30W

Output voltage:
/


Output current:
/

OPTIC:
Up:110°
Down:12°/24°/45°

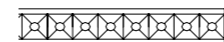
Mains voltage:
220-240V 50/60Hz

Description:
Droplight

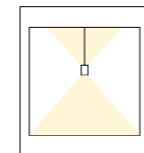
Mounting:
Suspended



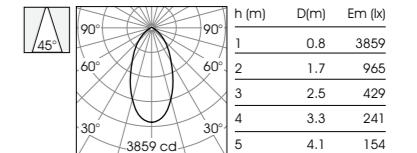
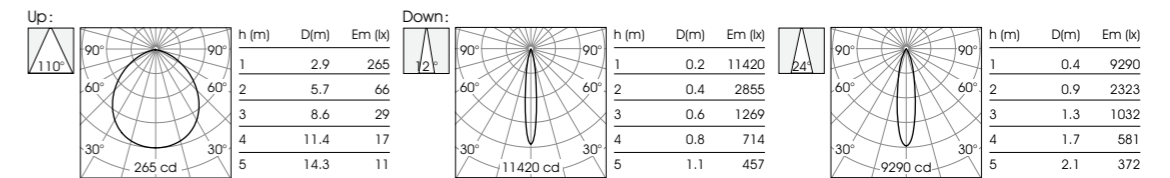
UP: OPAL



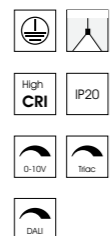
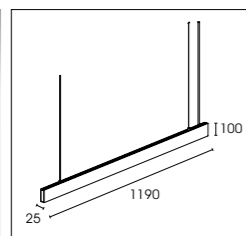
DOWM: HEXA-CELL



Up And Down Light



PB2500NS-F12



Light Source:
SMD

Luminous flux:
2100 lm

CRI:
Ra>80

CCT:
3000K/4000K/6000K

Material:
Aluminum

Power:
30W

Output voltage:
/

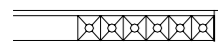
Output current:
/

OPTIC:
Grille: 12°/24°/45°
Floodlight:110°

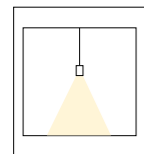
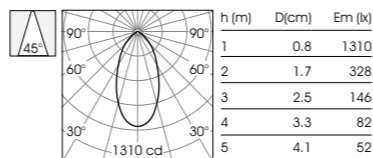
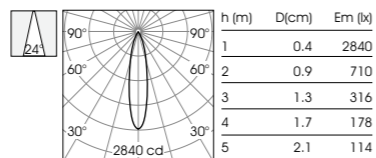
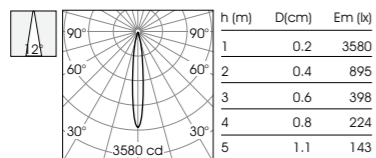
Mains voltage:
220-240V 50/60Hz

Description:
Droplight

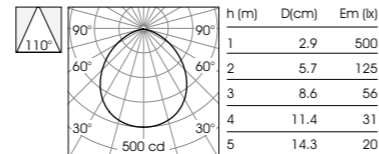
Mounting:
Suspended



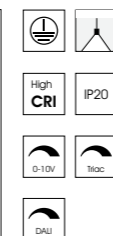
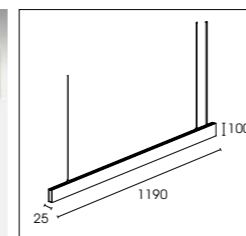
OPAL + HEXA-CELL



Have beam angle



PD2500NS-B12



Light Source:
SMD

Luminous flux:
2100 lm

CRI:
Ra>80

CCT:
3000K/4000K/6000K

Material:
Aluminum

Power:
Up:15W
Down:30W

Output voltage:
/

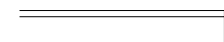
Output current:
/

OPTIC:
Up:110°
Down:110°


Mains voltage:
220-240V 50/60Hz

Description:
Droplight

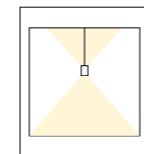
Mounting:
Suspended



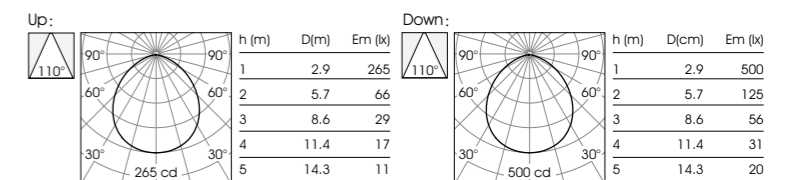
UP: OPAL



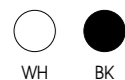
DOWM: OPAL



Up And Down Light

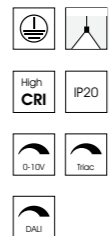
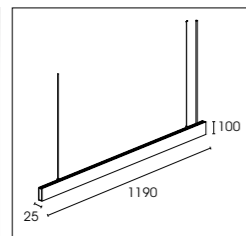


COLORS



WH BK

PD2500NS-C12



Light Source:
SMD

Luminous flux:
2100 lm

CRI:
Ra>80

CCT:
3000K/4000K/6000K

Material:
Aluminum

Power:
up:15W
Down:30W

Output voltage:
/

Output current:
/

OPTIC:
Up:110°
Down:90°
Mains voltage:
220-240V 50/60Hz

Description:
Droplight

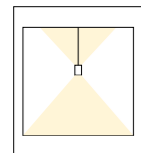
Mounting:
Suspending



UP: OPAL

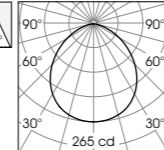


DOWM: MICROPRISMA



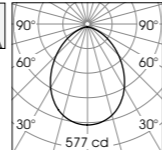
Up And Down Light

Up:



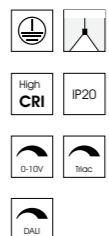
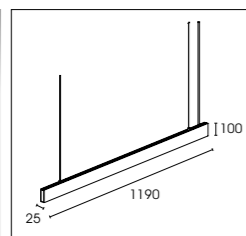
h (m)	D(m)	Em (lx)
1	2.9	265
2	5.7	66
3	8.6	29
4	11.4	17
5	14.3	11

Down:



h (m)	D(m)	Em (lx)
1	2.0	577
2	4.0	144
3	6.0	64
4	8.0	36
5	10.0	23

PD2500NS-F12



Light Source:
SMD

Luminous flux:
2100 lm

CRI:
Ra>80

CCT:
3000K/4000K/6000K

Material:
Aluminum

Power:
up:15W
Down:30W


Output voltage:
/

Output current:
/

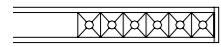
OPTIC:
Up:110°
Down:
12°/24°/45°+110°
Mains voltage:
220-240V 50/60Hz

Description:
Droplight

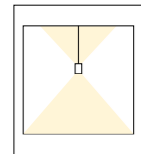
Mounting:
Suspending



UP: HEXA-CELL

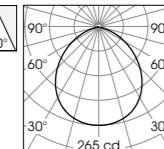


DOWM: OPAL+HEXA-CELL



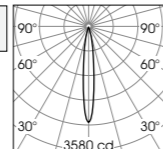
Up And Down Light

Up:



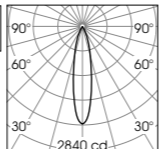
h (m)	D(m)	Em (lx)
1	2.9	265
2	5.7	66
3	8.6	29
4	11.4	17
5	14.3	11

Down:



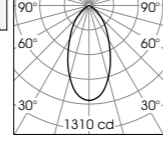
h (m)	D(cm)	Em (lx)
1	0.2	3580
2	0.4	895
3	0.6	398
4	0.8	224
5	1.1	143

Down:



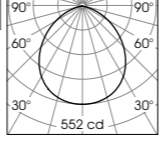
h (m)	D(cm)	Em (lx)
1	0.4	2840
2	0.9	710
3	1.3	316
4	1.7	178
5	2.1	114

Down:



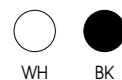
h (m)	D(cm)	Em (lx)
1	0.8	1310
2	1.7	328
3	2.5	146
4	3.3	82
5	4.1	52

Down:



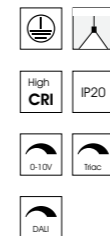
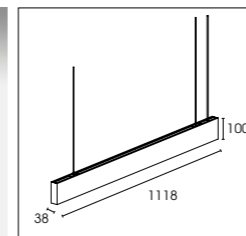
h (m)	D(cm)	Em (lx)
1	2.9	552
2	5.7	138
3	8.6	61
4	11.4	35
5	14.3	22

COLORS



WH BK

PA3800NS-A12



Light Source:
SMD

Luminous flux:
2100 lm

CRI:
Ra>80

CCT:
3000K/4000K/6000K

Material:
Aluminum

Power:
30W

Output voltage:
/

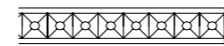
Output current:
/

OPTIC:
12°/24°/30°/45°

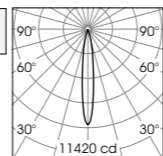
Mains voltage:
220-240V 50/60Hz

Description:
Droplight

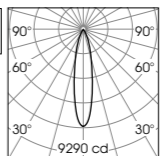
Mounting:
Suspending



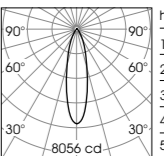
HEXA-CELL



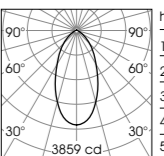
h (m)	D(m)	Em (lx)
1	0.2	11420
2	0.4	2855
3	0.6	1269
4	0.8	714
5	1.1	457



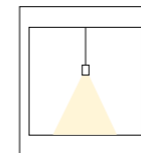
h (m)	D(m)	Em (lx)
1	0.4	9290
2	0.9	2323
3	1.3	1032
4	1.7	581
5	2.1	372



h (m)	D(m)	Em (lx)
1	0.5	8056
2	1.1	2014
3	1.6	895
4	2.1	504
5	2.7	322

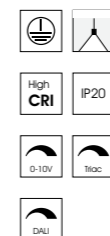
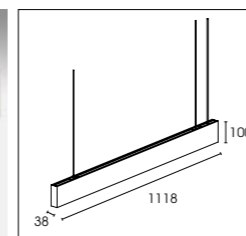


h (m)	D(m)	Em (lx)
1	0.8	3859
2	1.7	965
3	2.5	429
4	3.3	241
5	4.1	154



Have beam angle

PB3800NS-B12



Light Source:
SMD

Luminous flux:
2100 lm

CRI:
Ra>80

CCT:
3000K/4000K/6000K

Material:
Aluminum

Power:
30W

Output voltage:
/

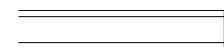
Output current:
/

OPTIC:
110°

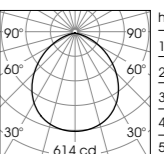
Mains voltage:
220-240V 50/60Hz

Description:
Droplight

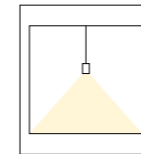
Mounting:
Suspending



OPAL

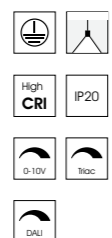
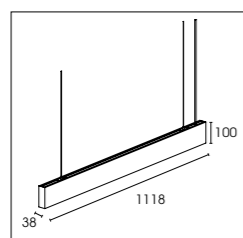


h (m)	D(m)	Em (lx)
1	2.9	614
2	5.7	154
3	8.6	68
4	11.4	38
5	14.3	25



Under The Light

PB3800NS-C12

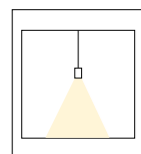
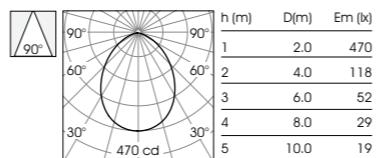


Light Source: SMD
 Luminous flux: 2100 lm
 CRI: Ra>80
 CCT: 3000K/4000K/6000K

Material: Aluminum
 Power: 30W
 Output voltage: /
 Output current: /
 OPTIC: 90°
 Mains voltage: 220-240V 50/60Hz
 Description: Droplight
 Mounting: Suspending

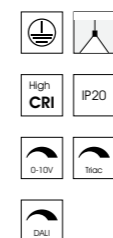
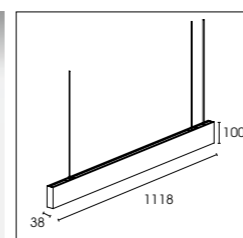


MICROPRISMA



Have beam angle

PB3800NS-E12

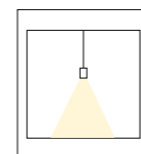
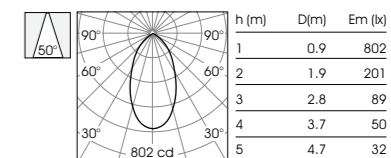


Light Source: SMD
 Luminous flux: 2100 lm
 CRI: Ra>80
 CCT: 3000K/4000K/6000K

Material: Aluminum
 Power: 30W
 Output voltage: /
 Output current: /
 OPTIC: 50°
 Mains voltage: 220-240V 50/60Hz
 Description: Droplight
 Mounting: Suspending

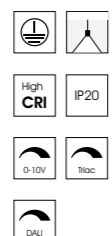
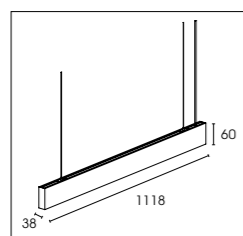


SHUTTER



Have beam angle

PB3800NS-D12

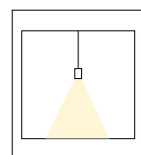
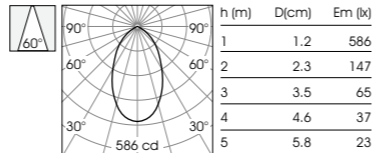


Light Source: SMD
 Luminous flux: 2100 lm
 CRI: Ra>80
 CCT: 3000K/4000K/6000K

Material: Aluminum
 Power: 30W
 Output voltage: /
 Output current: /
 OPTIC: Grille: 60°
 Mains voltage: 220-240V 50/60Hz
 Description: Droplight
 Mounting: Suspending

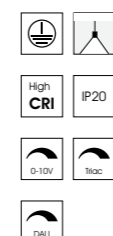
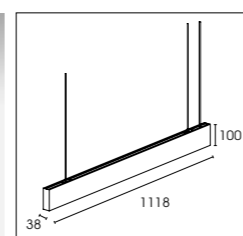


HONEYCOMB



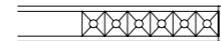
Have beam angle

PB3800NS-F12

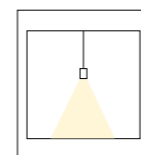
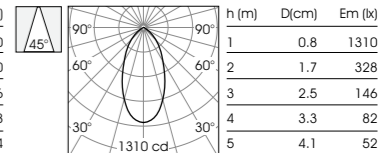
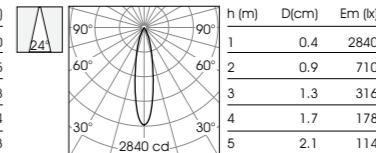
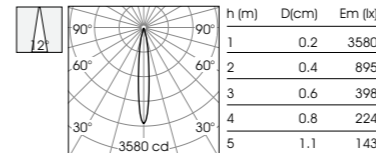


Light Source: SMD
 Luminous flux: 2100 lm
 CRI: Ra>80
 CCT: 3000K/4000K/6000K

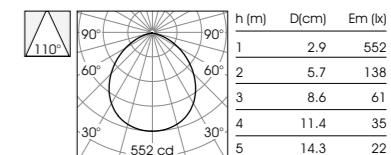
Material: Aluminum
 Power: 30W
 Output voltage: /
 Output current: /
 OPTIC: Grille: 12°/24°/45°
 Floodlight: 110°
 Mains voltage: 220-240V 50/60Hz
 Description: Droplight
 Mounting: Suspending



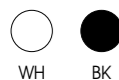
OPAL + HEXA-CELL



Have beam angle

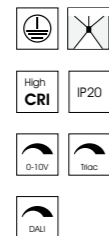
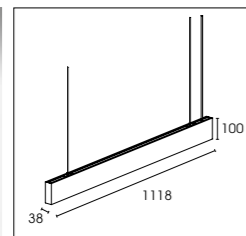


COLORS



WH BK

PD3800NS-A12



Light Source:
SMD

Luminous flux:
Up:1350 lm
Down:2100 lm
CRI:
Ra>80

CCT:
3000K/4000K/6000K

Material:
Aluminum

Power:
Up:15W
Down:30W


Output voltage:
/

Output current:
/

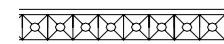
OPTIC:
Up:110°
Down:12°/24°/30°/45°
Mains voltage:
220-240V 50/60Hz

Description:
Droplight

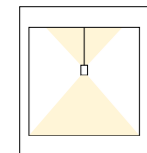
Mounting:
Suspending



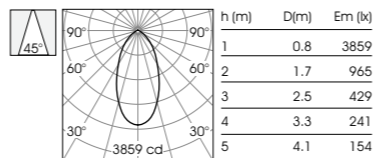
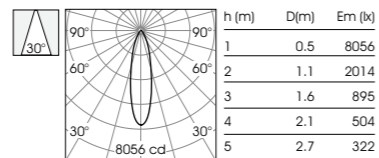
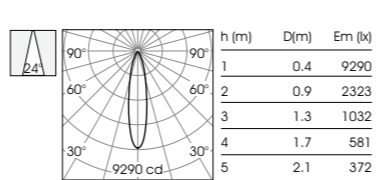
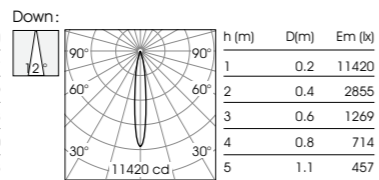
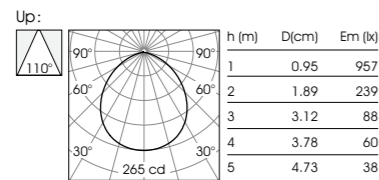
UP: OPAL



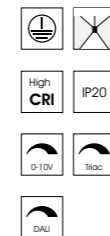
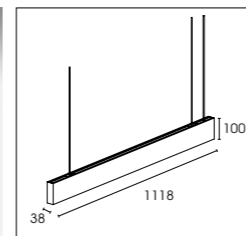
DOWM: HEXA-CELL



Up And Down Light



PD3800NS-C12



Light Source:
SMD

Luminous flux:
Up:1350 lm
Down:2100 lm
CRI:
Ra>80

CCT:
3000K/4000K/6000K

Material:
Aluminum

Power:
Up:15W
Down:30W

Output voltage:
/

Output current:
/

OPTIC:
Up:110°
Down:90°
Mains voltage:
220-240V 50/60Hz

Description:
Droplight

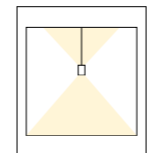
Mounting:
Suspending



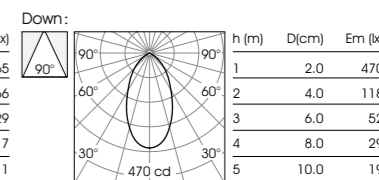
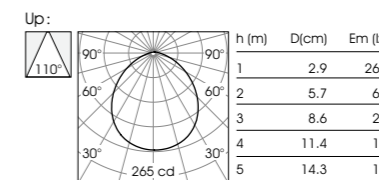
UP: OPAL



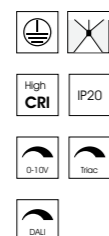
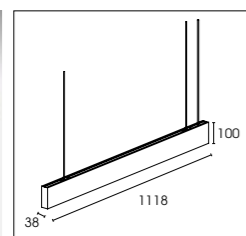
DOWM: MICROPRISMA



Up And Down Light



PD3800NS-B12



Light Source:
SMD

Luminous flux:
Up:1350 lm
Down:2100 lm
CRI:
Ra>80

CCT:
3000K/4000K/6000K

Material:
Aluminum

Power:
Up:15W
Down:30W


Output voltage:
/

Output current:
/


OPTIC:
Up:110°
Down:110°
Mains voltage:
220-240V 50/60Hz

Description:
Droplight

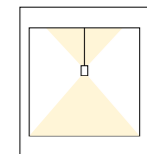
Mounting:
Suspending



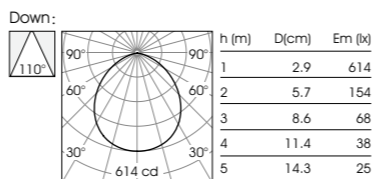
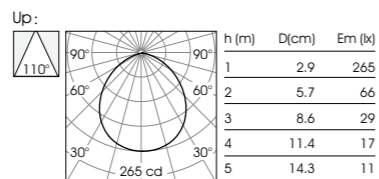
UP: OPAL



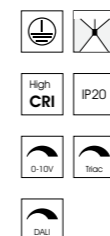
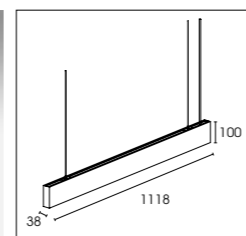
DOWM: OPAL



Up And Down Light



PD3800NS-D12



Light Source:
SMD

Luminous flux:
Up:1350 lm
Down:2100 lm
CRI:
Ra>80

CCT:
3000K/4000K/6000K

Material:
Aluminum

Power:
Up:15W
Down:30W


Output voltage:
/

Output current:
/

OPTIC:
Up:110°
Down:60°
Mains voltage:
220-240V 50/60Hz

Description:
Droplight

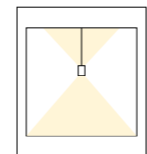
Mounting:
Suspending



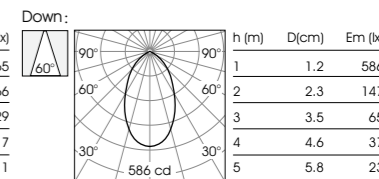
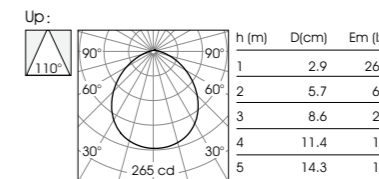
UP: OPAL



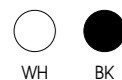
DOWM: HONEYCOMB



Up And Down Light

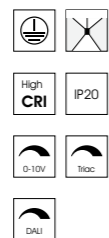
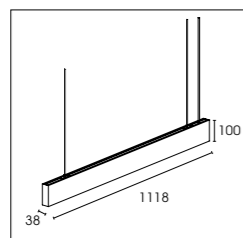


COLORS



WH BK

PD3800NS-E12



Light Source:
SMD

Material:
Aluminum

OPTIC:
Up:110°
Down:50°
Mains voltage:
220-240V 50/60Hz

Luminous flux:
Up:1350 lm
Down:2100 lm
CRI:
Ra>80

Power:
Up:15W
Down:30W
Output voltage:
/

Description:
Droplight

CCT:
3000K/4000K/6000K

Output current:
/

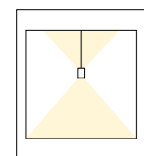
Mounting:
Susspending



UP: OPAL



DOWM: SHUTTER



Up And Down Light

Up:



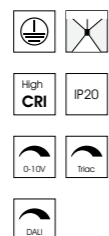
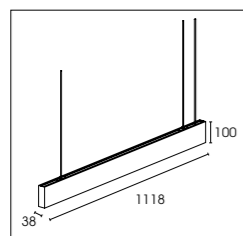
h (m)	D(cm)	Em (lx)
1	2.9	265
2	5.7	66
3	8.6	29
4	11.4	17
5	14.3	11

Down:



h (m)	D(cm)	Em (lx)
1	0.9	802
2	1.9	201
3	2.8	89
4	3.7	50
5	4.7	32

PD3800NS-F12



Light Source:
SMD

Material:
Aluminum

OPTIC:
Up:110°
Down:12°/24°/45°+110°
Mains voltage:
220-240V 50/60Hz

Luminous flux:
Up:1350 lm
Down:2100 lm
CRI:
Ra>80

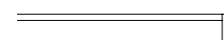
Power:
Up:15W
Down:30W
Output voltage:
/

Description:
Droplight

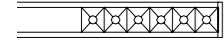
CCT:
3000K/4000K/6000K

Output current:
/

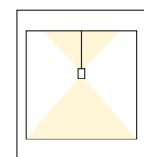
Mounting:
Susspending



UP: OPAL



DOWM: OPAL+HEXA-CELL



Up And Down Light

UP:



h (m)	D(cm)	Em (lx)
1	2.9	265
2	5.7	66
3	8.6	29
4	11.4	17
5	14.3	11

DOWM:



h (m)	D(cm)	Em (lx)
1	0.2	3580
2	0.4	895
3	0.6	398
4	0.8	224
5	1.1	143



h (m)	D(cm)	Em (lx)
1	0.4	2840
2	0.9	710
3	1.3	316
4	1.7	178
5	2.1	114



h (m)	D(cm)	Em (lx)
1	0.8	1310
2	1.7	328
3	2.5	146
4	3.3	82
5	4.1	52



h (m)	D(cm)	Em (lx)
1	2.9	552
2	5.7	138
3	8.6	61
4	11.4	35
5	14.3	22

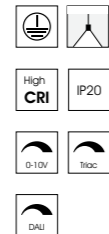
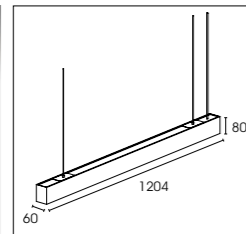
COLORS



WH BK



PB6080NS-12



Light Source:
SMD

Luminous flux:
2100 lm

CRI:
Ra>80

CCT:
3000K/4000K/6000K

Material:
Aluminum

Power:
30W

Output voltage:
/

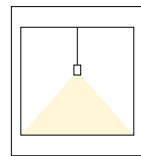
Output current:
/

OPTIC:
110°

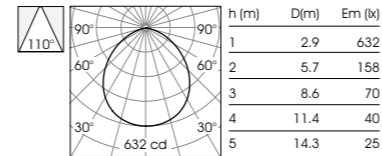
Mains voltage:
220-240V 50/60Hz

Description:
Droplight

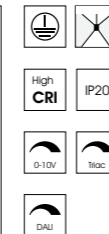
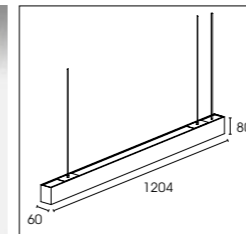
Mounting:
Suspending



Under The Light



PD6080NS-12



Light Source:
SMD

Luminous flux:
Up:1350 lm
Down:2100 lm

CCT:
3000K/4000K/6000K

Material:
Aluminum

Power:
up:15W
Down:30W

Output voltage:
/

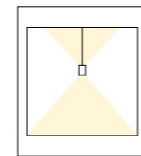
Output current:
/

OPTIC:
Up:110°
Down:110°

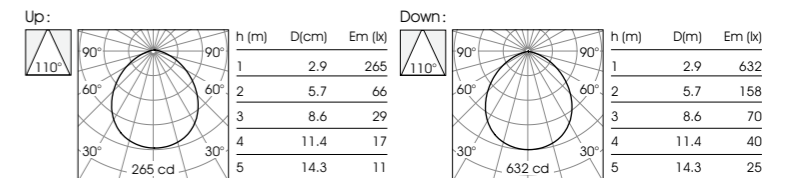
Mains voltage:
220-240V 50/60Hz

Description:
Droplight

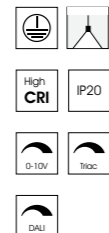
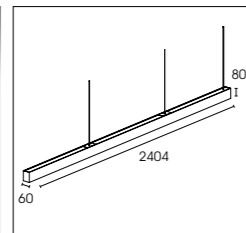
Mounting:
Suspending



Up And Down Light



PB6080NS-24



Light Source:
SMD

Luminous flux:
4200 lm

CRI:
Ra>80

CCT:
3000K/4000K/6000K

Material:
Aluminum

Power:
60W

Output voltage:
/

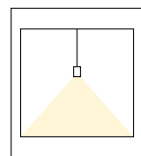
Output current:
/

OPTIC:
110°

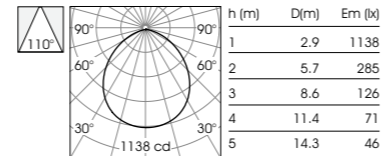
Mains voltage:
220-240V 50/60Hz

Description:
Droplight

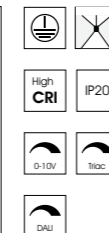
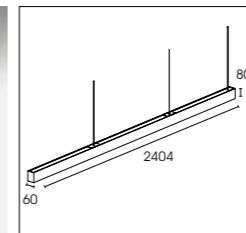
Mounting:
Suspending



Under The Light



PD6080NS-24



Light Source:
SMD

Luminous flux:
Up:2700 lm
Down:4200 lm

CCT:
3000K/4000K/6000K

Material:
Aluminum

Power:
Up:30W
Down:60W

Output voltage:
/

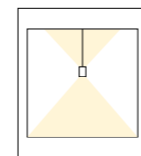
Output current:
/

OPTIC:
Up:110°
Down:110°

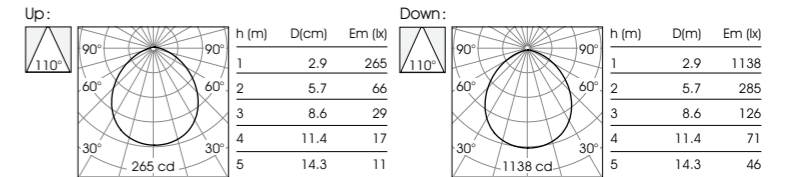
Mains voltage:
220-240V 50/60Hz

Description:
Droplight

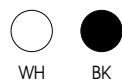
Mounting:
Suspending



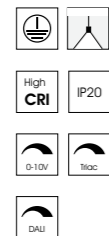
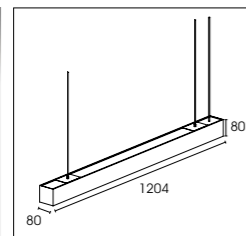
Up And Down Light



COLORS



PB8080NS-12



Light Source:
SMD

Luminous flux:
2100 lm

CRI:
Ra>80

CCT:
3000K/4000K/6000K

Material:
Aluminum

Power:
30W

Output voltage:
/

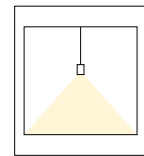
Output current:
/

OPTIC:
110°

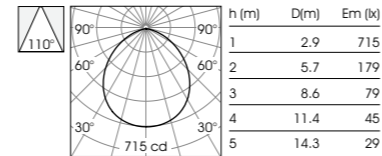
Mains voltage:
220-240V 50/60Hz

Description:
Droplight

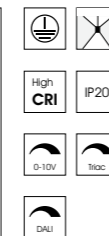
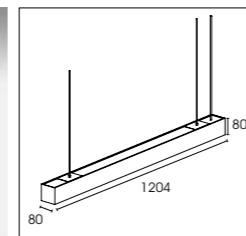
Mounting:
Suspending



Under The Light



PD8080NS-12



Light Source:
SMD

Luminous flux:
Up:1350 lm
Down:2100 lm

CCT:
3000K/4000K/6000K

Material:
Aluminum

Power:
up:15W
Down:30W

Output voltage:
/

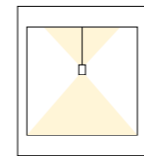
Output current:
/

OPTIC:
Up:110°
Down:110°

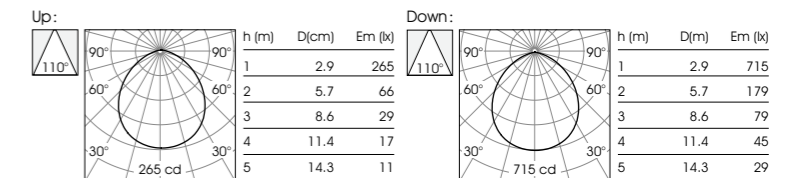
Mains voltage:
220-240V 50/60Hz

Description:
Droplight

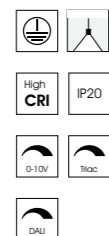
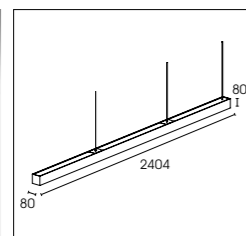
Mounting:
Suspending



Up And Down Light



PB8080NS-24



Light Source:
SMD

Luminous flux:
4200 lm

CRI:
Ra>80

CCT:
3000K/4000K/6000K

Material:
Aluminum

Power:
60W

Output voltage:
/

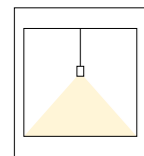
Output current:
/

OPTIC:
110°

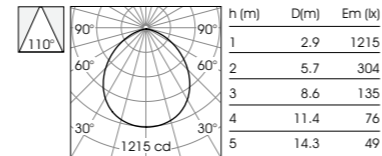
Mains voltage:
220-240V 50/60Hz

Description:
Droplight

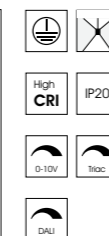
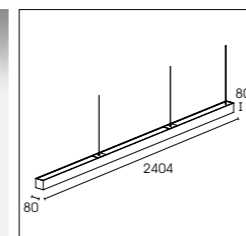
Mounting:
Suspending



Under The Light



PD8080NS-24



Light Source:
SMD

Luminous flux:
Up:2700 lm
Down:4200 lm

CCT:
3000K/4000K/6000K

Material:
Aluminum

Power:
Up:30W
Down:60W

Output voltage:
/

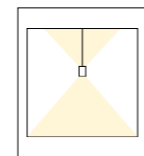
Output current:
/

OPTIC:
Up:110°
Down:110°

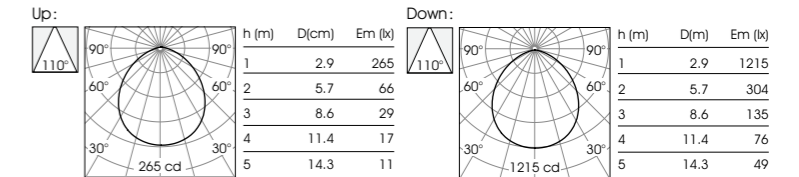
Mains voltage:
220-240V 50/60Hz

Description:
Droplight

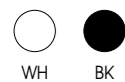
Mounting:
Suspending



Up And Down Light

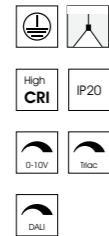
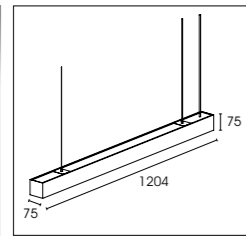



COLORS



WH BK

PB7575NS-12



Light Source:
SMD

Luminous flux:
2100 lm

CRI:
Ra>80

CCT:
3000K/4000K/6000K

Material:
Aluminum

Power:
30W

Output voltage:
/

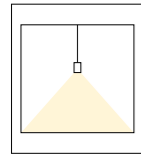
Output current:
/

OPTIC:
110°

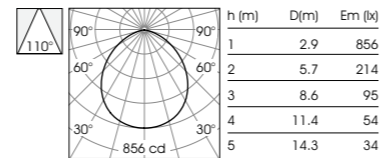
Mains voltage:
220-240V 50/60Hz

Description:
Droplight

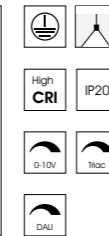
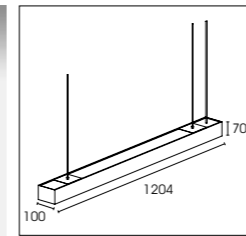
Mounting:
Suspended



Under The Light



PB10070NS-12



Light Source:
SMD

Luminous flux:
2100 lm

CRI:
Ra>80

CCT:
3000K/4000K/6000K

Material:
Aluminum

Power:
32W

Output voltage:
/

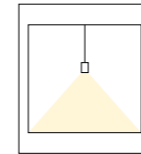
Output current:
/

OPTIC:
110°

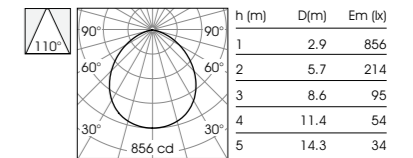
Mains voltage:
220-240V 50/60Hz

Description:
Droplight

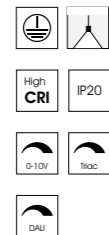
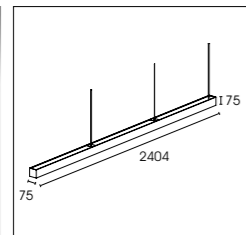
Mounting:
Suspended



Under The Light



PB7575NS-24



Light Source:
SMD

Luminous flux:
4200 lm

CRI:
Ra>80

CCT:
3000K/4000K/6000K

Material:
Aluminum

Power:
60W

Output voltage:
/

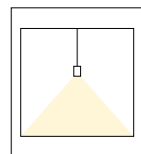
Output current:
/

OPTIC:
110°

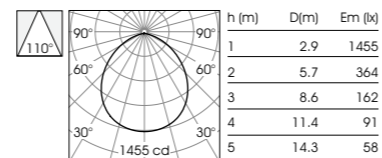
Mains voltage:
220-240V 50/60Hz

Description:
Droplight

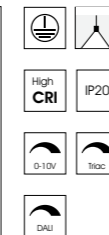
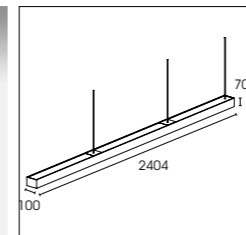
Mounting:
Suspended



Under The Light



PB10070NS-24



Light Source:
SMD

Luminous flux:
4200 lm

CRI:
Ra>80

CCT:
3000K/4000K/6000K

Material:
Aluminum

Power:
60W

Output voltage:
36V

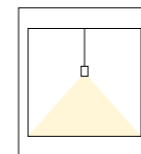
Output current:
200mA

OPTIC:
110°

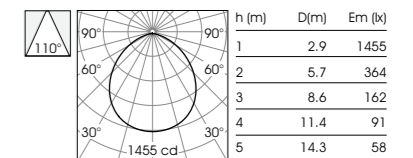
Mains voltage:
220-240V 50/60Hz

Description:
Droplight

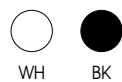
Mounting:
Suspended



Under The Light



COLORS



WH BK

OFFICE LIGHTING | LINEAR LIGHT PROFILES

THANK YOU

Nelux Architectural Lighting Products
Whatsapp: +852 5349 0724
sales@nelux.com.hk
www.nelux.com.hk

Head office: China, HK, Wanchai,
Central Plaza, 18 Harbour road, 32/F, Office 3208
Workhouse: China, HK, Tuen Mun, Sun Hing Industrial Building, 22 Kin Fat Street, 11th Floor

Tel:+852 28600042
Fax:+852 28600066
WeChat: neluxury